

TWIST 100

recessed

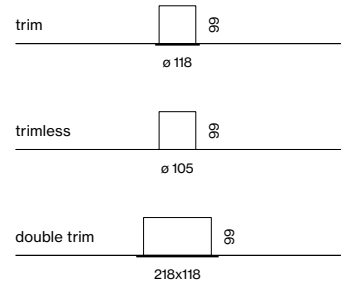
EN Round recessed spotlight in die-cast aluminium; powder coated; installation without tools in mounting set (trimless or with trim) with ball catch system; 360° rotatable and 45° tiltable outward; COB (Chip on Board) technology for maximum efficiency; no multiple shadows; energy-efficient LEDs with very good colour rendering; high quality reflector with spherical facet finish; precise radiation characteristic; optical attachments as accessories; optical attachments can be combined

FR Spot rond encastrable en fonte d'aluminium injectée ; thermolaquée ; montage sans outil en kit de montage (sans bord ou avec bord continu) par système à déclat à bille ; rotatif à 360° et pivotant à 45° ; Technologie COB (Chip on Board) pour efficacité maximale ; pas de formation d'ombres multiples ; LED économes en énergie à restitution de couleur élevée ; réflecteur de grande qualité avec optique facette sphérique ; caractéristique de rayonnement précise ; éléments optiques comme accessoires ; les accessoires optiques peuvent être combinés entre eux

Quickinfo

3000K, 3500K, 4000 K
 CRI ≥ 90, 2 SDCM
 up to 140 lm/W
 L95 @ 50 000 h
 non DIM, DALI-2

Types



Colours



Light distributions



combine 2 optical accessories



2 lamps mounting set



360° rotatable, 45° tiltable

Order options

COLOUR TEMPERATURE	
3000K	0
3500K	2
4000K	1

CONTROL

non DIM
DALI-2

INSET COLOUR

<input type="radio"/> traffic white RAL 9016 (UGR _≤ 22)	7
<input checked="" type="radio"/> jet black RAL 9005 (UGR _≤ 16)	8

BEAM ANGLE

spot 17°	S
medium 28°	M
flood 38°	F

Options on request

COLOUR TEMPERATURE

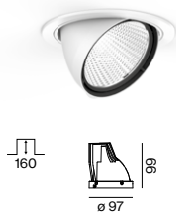
2700K

INSET COLOUR

<input checked="" type="radio"/> grey aluminium RAL 9007
--

MOUNTING SET COLOUR

<input checked="" type="radio"/> grey aluminium RAL 9007
--



TWIST 100 recessed



HIGH EFFICIENCY

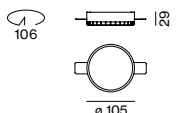
INSET POWER	LUMINOUS FLUX	ORDER CODE
22.7 W 650 mA	3200 lm	048-11211111

Mounting accessories

TRIMLESS MOUNTING SET

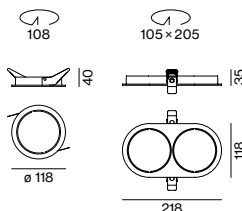
for installation in plasterboard ceilings 12.5/15/25 mm

COLOUR	ORDER CODE
<input type="radio"/> traffic white RAL 9016	048-2796117



MOUNTING SET WITH TRIM for intermediate ceilings 2-25 mm

TYPE	COLOUR	ORDER CODE
1 lamp	<input type="radio"/> traffic white RAL9016	048-2796317
	<input checked="" type="radio"/> jet black RAL 9005	048-2796318
2 lamps*	<input type="radio"/> traffic white RAL9016	048-2798317
	<input checked="" type="radio"/> jet black RAL 9005	048-2798318



*do not use in combination with optical accessories

Electrical accessories

POWER SUPPLY 220-240 V AC, 50-60 Hz, PC II

TYPE	EFFICIENCY	L-W-H (mm)	ORDER CODE
650 mA non DIM	η 88 %	143-43-30	002-90780
650 mA DALI-2	η 86 %	143-43-30	002-90789

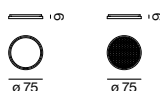
THROUGH WIRING CONNECTION BOX

TYPE	L-W-H (mm)	ORDER CODE
non DIM cable ø 4-12 mm	105-58-30	005-2531110
DALI cable ø 4-12 mm	105-58-30	005-2551110

Optical accessories


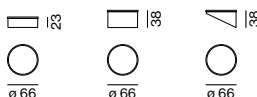
LENS AND HONEYCOMB LOUVER

TYPE	Ø-H (mm)	ORDER CODE
linear prismatic lens	75-9	080-6402110P
honeycomb louver	75-9	080-6401118



SNOOT

TYPE	Ø-H (mm)	ORDER CODE
short	66-23	080-6403118
medium	66-38	080-6403218
angle	66-38	080-6403318



2 optical accessories can be combined

INSET POWER is the current consumption excluding any ballast
LUMINOUS FLUX value calculated for 4000K, CRI ≥ 90, colour white, reflector medium 3000K -1,5%, 3500K -0.5%