



TUBO 100

surface/suspended

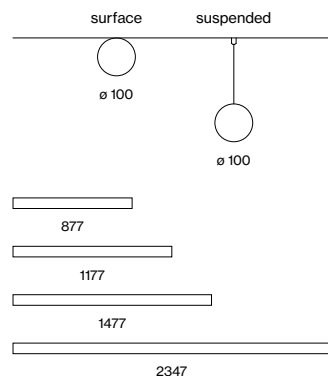
^{EN} Supporting profile in extruded aluminium; end cap in aluminium, no visible screws; powder coated; suitable for wall or ceiling mounting (TUBO 100 surface); surface mounted or suspended luminaire with cable suspension; height adjustment without tools; spring clip attachment to the luminaire; freely positionable; with transparent feeder cable; luminaire profile for mounting available in advance; remaining components mounted without tools; light inset consisting of highly reflective coated extruded profile for improved thermal management; cylindrical cover made of satinised PMMA for homogeneous illumination; with 340° light emission and light ceiling illumination; energy-eff. LEDs – very good colour rendering

▮ Binario portante in profilo di alluminio estruso; testata di chiusura in alluminio, senza viti a vista; verniciatura a polvere; per montaggio a parete o soffitto (TUBO 100 surface); corpo illuminante a plafone o sospensione con fune; regolazione altezza senza utensili; fissaggio sull'apparecchio tramite clip a molla; libertà di posizionamento; con cavo di alimentazione trasparente; profilo consegnabile in anticipo; tutti gli altri componenti si fissano senza bisogno di utensili; unità d'illuminazione in profilo di alluminio estruso con verniciatura altamente riflettente per gestione termica migliorata; diffusore cilindrico in PMMA satinato per un'illuminazione omogenea; con emissione a 340° e leggera illuminazione del soffitto; LED a risp. energ. – ottima resa cromatica

Quickinfo

3000 K, 4000 K
CRI ≥ 80, 3 SDCM
up to 138 lm/W
L90 @ 50 000 h
non DIM, DALI-2
opal

Types




Colour



Light distributions



system
solution (p. 954)



uniform
illumination

Order options

COLOUR TEMPERATURE	☐☐
3000K	5
4000K	6

CONTROL	⬆️⬆️
non DIM	1
DALI-2	3

MATERIAL COLOUR

○ pure white RAL 9010

LIGHT OPTIC COVER

opal

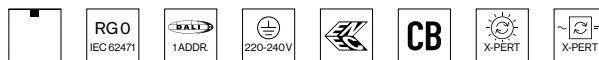
Options on request

CONTROL

Casambi

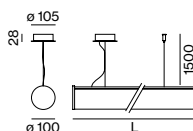


TUBO 100 surface



LUMINAIRE

SYS. POWER	COLOUR TEMP.	LUM. FLUX	L (mm)	ORDER CODE
27.5 W	3000K	3580lm	877	0 5 8 - 1 1 3 3 ☐☐ ⬆️⬆️ 7 0
	4000K	3790lm		
37 W	3000K	4770lm	1177	0 5 8 - 1 1 3 4 ☐☐ ⬆️⬆️ 7 0
	4000K	5050lm		
46 W	3000K	5960lm	1477	0 5 8 - 1 1 3 5 ☐☐ ⬆️⬆️ 7 0
	4000K	6310lm		
73 W	3000K	9540lm	2347	0 5 8 - 1 1 3 8 ☐☐ ⬆️⬆️ 7 0
	4000K	10100lm		



TUBO 100 suspended



LUMINAIRE

SYS. POWER	COLOUR TEMP.	LUM. FLUX	L (mm)	ORDER CODE
27.5 W	3000K	3580lm	877	0 5 8 - 1 2 3 3 ☐☐ ⬆️⬆️ 7 0
	4000K	3790lm		
37 W	3000K	4770lm	1177	0 5 8 - 1 2 3 4 ☐☐ ⬆️⬆️ 7 0
	4000K	5050lm		
46 W	3000K	5960lm	1477	0 5 8 - 1 2 3 5 ☐☐ ⬆️⬆️ 7 0
	4000K	6310lm		
73 W	3000K	9540lm	2347	0 5 8 - 1 2 3 8 ☐☐ ⬆️⬆️ 7 0
	4000K	10100lm		